
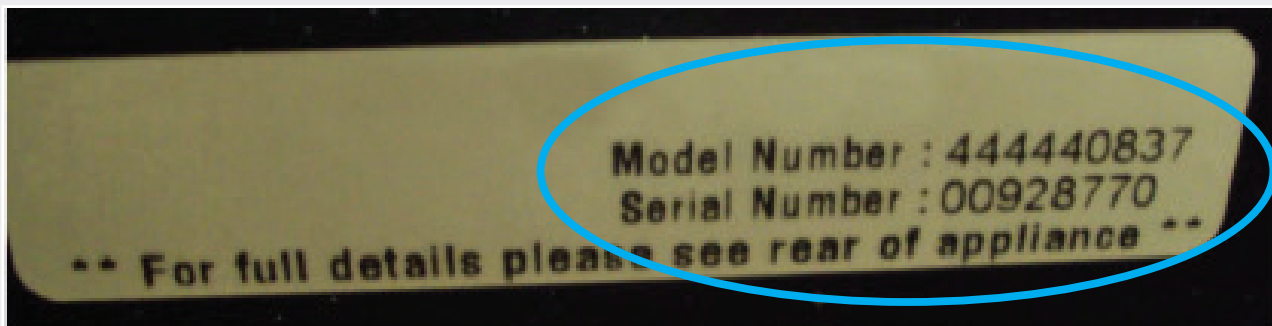




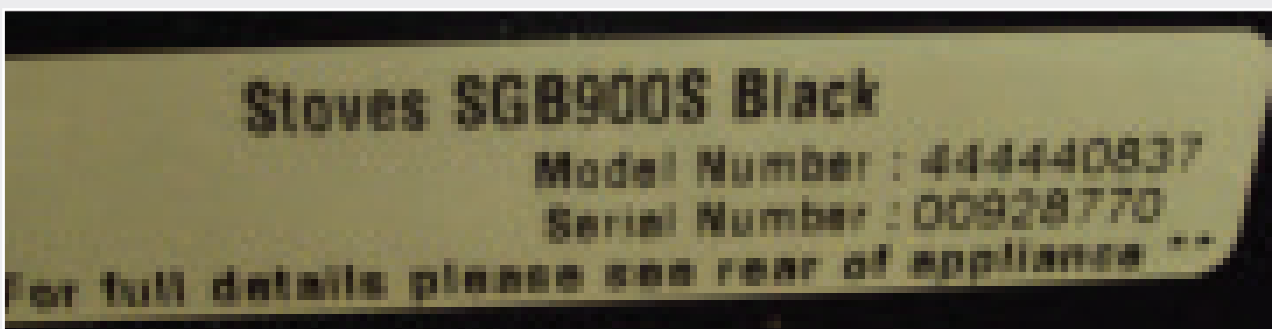
WHERE TO FIND YOUR DATA BADGE

- Please provide the model number and serial number from the data badge.
 - This is an example of a data badge:



Fridges and freezers

- The data badge is located on the internal side wall.
- You may need to pull out the salad drawer or freezer drawers to be able to see it.



If you can find and read the information on the data badge:

- Please make a note of the model and serial number.
- Telephone our spare parts or service office to purchase spare parts or to arrange a service visit.
- Please quote the model number and serial number.
- Spare Parts (Stoves, Belling, New World and Lec) **0344 815 3745**
- Stoves Service **0344 815 3740**
- Belling Service **0344 815 3746**
- New World Service **0344 815 3747**
- Lec Service **0344 815 3737**
- Britannia Spares and Service **0344 463 9705** (option 1)

If you cannot find or read the information on the data badge:

- Please take a clear photograph of the appliance, following the guidelines below:



Fridges and Freezers

- The photograph should show the appliance from the front.
- Please ensure the appliance doors are closed.
- For integrated refrigeration appliances, the appliance doors should be open.

- Please forward the e-mail you have received from our customer advisor to **Modelid@gdha.com** and attach the photographs of your appliance.
- Please include your name, contact telephone number and the full address and postcode where the appliance is located on the e-mail.
- We will then endeavour to identify the appliance and provide you with the model number.